

The duties and fees indexed in the prescribed manner are reduced to the nearest dollar where they contain a fraction of a dollar less than \$0.50; they are increased to the nearest dollar where they contain a fraction of a dollar equal to or greater than \$0.50.

Each year, the president publishes the result of the annual indexation in Part 1 of the *Gazette officielle du Québec*.”

TRANSITIONAL AND FINAL

17. Any person acting as the representative of a collection agent before 1 January 2020 must obtain a temporary certificate on the conditions provided for in subparagraphs *a, c, d, e* and *g* of the first paragraph of section 33.1, introduced by section 8 of this Regulation. The certificate ceases to have effect on the earlier of

(a) 31 December 2020; or

(b) the date on which a certificate is issued to the holder of a temporary certificate, in accordance with section 33.1.

18. This Regulation comes into force on 1 August 2019, except sections 6 and 16, which come into force on 1 August 2018.

103605

Gouvernement du Québec

O.C. 990-2018, 3 July 2018

Building Act
(chapter B-1.1)

Construction Code — Amendment

Regulation to amend the Construction Code

WHEREAS, under section 173 of the Building Act (chapter B-1.1), the Régie du bâtiment du Québec adopts, by regulation, a building code containing building standards in particular for buildings, facilities intended for use by the public and installations independent of a building or their vicinity;

WHEREAS, under section 176 of the Act, the code may require manufacturers to provide instructions regarding the assembly, erection, maintenance and inspection of materials, facilities and installations;

WHEREAS, under section 176.1 of the Act, the code may, with respect to the matters to which it applies, contain provisions concerning the subjects listed in section 185 of the Act;

WHEREAS, under section 178 of the Act, the code may require observance of a technical standard drawn up by another government or by an agency empowered to draw up such standards and provide that any reference it makes to other standards include subsequent amendments;

WHEREAS, under paragraph 0.1 of section 185 of the Code, the Board may, by regulation, exempt from the application of the Act or certain of its provisions in particular categories of persons, contractors or owner-builders, and categories of buildings, facilities, installations or construction work;

WHEREAS, under paragraph 38 of section 185 of the Act, the Board may, by regulation, adopt any other related or supplementary provision it considered necessary to give effect to the provisions of that section and of the Act;

WHEREAS, under the first paragraph of section 192 of the Act, the contents of the Code may vary in particular according to the classes of persons, contractors or owner-builders and classes of buildings, facilities or installations to which the code applies;

WHEREAS the Board adopted the Regulation to amend the Construction Code on 7 June 2018;

WHEREAS, in accordance with sections 10 and 11 of the Regulations Act (chapter R-18.1), a draft Regulation to amend the Construction Code was published in Part 2 of the *Gazette officielle du Québec* of 21 February 2018 with a notice that it could be approved by the Government, with or without amendment, on the expiry of 45 days following that publication;

WHEREAS, under section 189 of the Building Act, every code or regulation of the Board is subject to approval by the Government which may approve it with or without amendment;

WHEREAS it is expedient to approve the Regulation with amendments;

IT IS ORDERED, therefore, on the recommendation of the Minister responsible for Consumer Protection and for Housing:

THAT the Regulation to amend the Construction Code, attached to this Order in Council, be approved.

ANDRÉ FORTIER,
Clerk of the Conseil exécutif

Regulation to amend the Construction Code

Building Act

(chapter B-1.1, ss. 173, 176, 176.1, 178, 185, pars. 0.1 and 38, and s. 192)

1. The Construction Code (chapter B-1.1, r. 2) is amended in the table in section 1.09

(1) by replacing the line of Article 3.1.5.6. by the following:

3.1.5.6.	<p>Replace the title in the French text by the following:</p> <p>"Bandes et fonds de clouage";</p> <p>Add the following Sentences:</p> <p>"(2) Wood nailing elements for covering a roof or a bead-type copper wall are permitted in a <i>building</i> required to be of <i>noncombustible construction</i>, provided they are installed directly on Type X gypsum board that is at least 15.9 mm thick.</p> <p>(3) Continuous wood nailing elements in the walls of a washroom or a bathroom for the installation of grab bars or accessories around a bathtub, a shower, a lavatory or a water closet are permitted in a <i>building</i> required to be of <i>noncombustible construction</i>."</p>
-----------------	--

;

(2) by replacing the line of Article 3.8.1.3. by the following:

3.8.1.3.	<p>Replace Sentence (1) by the following:</p> <p>"(1) Except as required elsewhere in this Part or by Subsection 3.8.4 or 3.8.5 or as permitted by Article 3.8.3.3. pertaining to doorways, every <i>barrier-free</i> path of travel shall</p> <p>(a) have an unobstructed width of not less than 920 mm, and</p> <p>(b) have a manoeuvring area not less than 1,500 mm in diameter on each side of any door opening onto a <i>suite</i> referred to in Article 3.8.2.4."</p>
-----------------	--

;

(3) by replacing the line of Article 3.8.2.1. by the following:

3.8.2.1.	<p>Replace "platform-equipped passenger-elevating device" in Sentence (1) by "lift or ramp for persons with physical disabilities that must conform to Clause 3.4.6.7.(1)(a)";</p> <p>Replace Clauses (g), (j), (k) and (l) of Sentence (2) by the following:</p> <p>"(g) to floor levels not served by a passenger elevator, a lift for persons with physical disabilities, an escalator, an inclined moving walk or a ramp that must conform to Clause 3.4.6.7.(1)(a),</p> <p>(j) to floor levels of a <i>suite of residential occupancy</i> that are not at the same level as the entry level to the <i>suite</i>, except in a <i>dwelling unit of residential occupancy</i>, where one of the spaces referred to in Subsection 3.8.4. or 3.8.5. of the <i>dwelling unit</i> is located at a level other than the entry level to the <i>dwelling unit</i> (see Appendix A);</p> <p>(k) within a <i>dwelling unit of a care occupancy</i>;</p> <p>(l) within those parts of a <i>floor area</i> that are not at the same level as the entry level, provided amenities and uses provided on any raised or sunken level are accessible on the entry level by means of a <i>barrier-free</i> path of travel;"</p> <p>Add the following Clauses in Sentence (2):</p> <p>"(m) within a hotel or motel <i>suite of residential occupancy</i> not referred to in Article 3.8.2.4.;</p> <p>(n) within a bedroom, that is not part of a <i>dwelling unit</i>, of a <i>residential occupancy</i> other than a bedroom referred to in Article 3.8.2.4.;</p> <p>(o) to spaces not referred to in Subsection 3.8.4. of a minimally accessible <i>dwelling unit of residential occupancy</i>; and</p> <p>(p) to spaces not referred to in Subsection 3.8.5. of an adaptable <i>dwelling unit of residential occupancy</i>."</p>
-----------------	---

;

(4) by inserting the following after the line of Article 3.8.2.4.:

	<p>Add the following article:</p> <p>3.8.2.5. Dwelling Unit of Residential Occupancy</p> <p>(1) A <i>dwelling unit of residential occupancy</i> shall be minimally accessible or adaptable (see Appendix A):</p> <p>(a) the minimally accessible <i>dwelling unit</i> shall conform to the requirements of Subsection 3.8.4., and</p> <p>(b) the adaptable <i>dwelling unit</i> shall conform to the requirements of Subsection 3.8.5."</p>
--	---

;

(5) by replacing the line of Article 3.8.3.3. by the following:

3.8.3.3.	<p>Replace Sentence (4) by the following:</p> <p>"(4) A threshold for a doorway referred to in Sentences (1) and (2) shall,</p> <p>(a) except as provided in Clause (b), be not more than 13 mm higher than the finished floor surface and be bevelled;</p> <p>(b) in the case of a threshold for a doorway giving access to a balcony, be not more than 75 mm higher than the finished flooring.";</p> <p>Replace Sentence (5) by the following:</p> <p>"(5) Except as permitted in Sentences (6) and (12), every door that provides a <i>barrier-free</i> path of travel through an entrance referred to in Article 3.8.1.2., including the interior doors or every door of a vestibule leading from a <i>barrier-free</i> interior parking area to an elevator, where provided, shall be equipped with a power door operator that allows persons to activate the opening of the door from either side if the entrance serves</p> <p>(a) a hotel;</p> <p>(b) a <i>building</i> of Group B, Division 2 or 3 <i>major occupancy</i>, or</p> <p>(c) a <i>building</i> of Group A, D or E <i>major occupancy</i> more than 600 m² in <i>building area</i>.";</p> <p>Insert the following in Sentence (13), after "Except as provided in Clause 3.8.3.4.(1)(c): "and Subsections 3.8.4. and 3.8.5."</p>
-----------------	---

;

(6) by inserting the following after the line of Article 3.8.3.17.:

	<p>Add the following Subsections:</p> <p>"3.8.4. Minimally Accessible Dwelling Unit of Residential Occupancy</p>
	<p>3.8.4.1. Application</p> <p>(1) This Subsection shall apply to minimally accessible <i>dwelling units</i> of <i>residential occupancy</i>.</p> <p>(2) In addition, in the minimally accessible <i>dwelling unit</i> of <i>residential occupancy</i>, shall conform to the requirements of Articles 3.8.1.3., 3.8.3.3., 3.8.3.4. and 3.8.3.5., except as provided in the requirements of this Subsection.</p>
	<p>3.8.4.2. Barrier-Free Path of Travel</p> <p>(1) In the <i>dwelling unit</i>, the <i>barrier-free</i> path of travel shall extend from the door at the entrance to the <i>dwelling unit</i> to the inside of each of the following spaces:</p> <p>(a) a washroom (see Appendix A),</p> <p>(b) a living room, and</p> <p>(c) a dining room.</p> <p>(2) Where the <i>barrier-free</i> path of travel giving access to the spaces has a corridor, provide a level floor surface for changes of direction in the corridor</p> <p>(a) not less than 1,500 mm in diameter, or</p> <p>(b) not less than 1,500 mm X 1,050 mm.</p>
	<p>3.8.4.3. Doorways and Doors</p> <p>(See Appendix A.)</p> <p>(1) A sliding door shall have a clear space on the latch side extending the height of the doorway and not less than</p> <p>(a) 50 mm beyond the edge of the door opening if the approach is perpendicular, or</p> <p>(b) 540 mm beyond the edge of the door opening if the approach is lateral.</p> <p>(2) Except for a door at the entrance to the <i>dwelling unit</i>, notwithstanding the requirements of Sentence 3.8.3.3.(13), the floor surface, on each side of the door, shall be level within a rectangular area</p>

	<p>(a) as wide as the door plus the clearance required on the latch side by Sentence 3.8.3.3.(10) or Sentence (1), and</p> <p>(b) whose dimension perpendicular to the closed door</p> <p>(i) is not less than 1,050 mm where the door swings away from the approach side,</p> <p>(ii) is not less than 1,050 mm for a sliding door where the approach is lateral, or</p> <p>(iii) is not less than 1,200 mm in other cases.</p>
	<p>3.8.4.4. Controls</p> <p>(1) Controls for the operation of <i>building</i> services or safety devices, including electrical switches, thermostats, door hardware, electrical outlets and intercom switches, that are intended to be operated by the occupant and that are located in or adjacent to a <i>barrier-free</i> path of travel, shall</p> <p>(a) be installed 400 to 1,200 mm above the floor, and</p> <p>(b) be located at a distance not less than 300 mm from the inside corner of a wall.</p>
	<p>3.8.4.5. Washroom</p> <p>(1) The washroom shall be provided with a water closet</p> <p>(a) having a rear wall clearance over a length not less than 1,000 mm, that is, 500 mm on each side of the centre of the water closet or the floor flange, or</p> <p>(b) having a rear wall clearance over a length not less than 850 mm, measured from the side wall if</p> <p>(i) the water closet is installed at a distance not less than 460 mm and not more than 480 mm from a side wall, measured from the centre of the device or the centre of the floor flange, and</p> <p>(ii) the side wall has a length not less than 1,250 mm.</p> <p>(2) The washroom shall be provided with a lavatory</p> <p>(a) placed so that there is not less than 460 mm between its axis and a side wall, and</p> <p>(b) the edge of which is not more than 865 mm from the floor.</p>

	<p>(3) The washroom shall be provided with a clear space that is</p> <p>(a) round and 1,500 mm in diameter to access the lavatory and the water closet, or</p> <p>(b) rectangular to access</p> <p>(i) the lavatory, of 750 mm wide by 1,200 mm long centered on the lavatory and located in front of the lavatory, and</p> <p>(ii) the water closet, of 1,400 mm long from the rear wall of the water closet by 1,200 mm wide, regardless of the lavatory.</p> <p>(4) A continuous wood nailing element shall be installed for the water closet</p> <p>(a) where the water closet is installed in accordance with Clause 3.8.4.5.(1)(a), in the wall behind the water closet, over a surface not less than 1,000 mm wide centered in the centre of the water closet and over a height not less than 1,100 mm, measured from the floor, or</p> <p>(b) where the water closet is installed in accordance with Clause 3.8.4.5.(1)(b):</p> <p>(i) in the side wall, over a length of not less than 1,250 mm, measured from the rear wall of the water closet and over a height of not less than 1,500 mm, measured from the floor, and</p> <p>(ii) in the wall behind the water closet over a surface not less than 800 mm wide centered on the centre of the water closet and over a height of not less than 900 mm.</p> <p>(See Appendix A.)</p> <p>(5) A continuous wood nailing element shall be installed, if applicable, in the walls surrounding the bathtub and the shower, over a height of not less than 1,800 mm, measured from the floor.</p>
	<p>3.8.5. Adaptable Dwelling Unit of Residential Occupancy</p>
	<p>3.8.5.1. Application</p> <p>(1) This Subsection shall apply to adaptable <i>dwelling units of residential occupancy</i>.</p> <p>(2) In addition, in the adaptable <i>dwelling unit of residential occupancy</i>, shall conform to the requirements of Articles 3.8.1.3., 3.8.3.3., 3.8.3.4. and 3.8.3.5., except as provided in the requirements of this Subsection.</p>

	<p>3.8.5.2. Barrier-Free Path of Travel</p> <p>(1) In the <i>dwelling unit</i>, the <i>barrier-free</i> path of travel shall extend from the door at the entrance to the <i>dwelling unit</i> to the inside of each of the following spaces:</p> <ul style="list-style-type: none">(a) a bathroom (see Appendix A),(b) a living room,(c) a dining room,(d) a kitchen,(e) at least one bedroom, and(f) a balcony, where provided. <p>(2) Where the <i>barrier-free</i> path of travel giving access to the spaces has a corridor, provide a level floor surface for changes of direction in the corridor of</p> <ul style="list-style-type: none">(a) not less than 1,500 mm in diameter; or(b) not less than 1,500 mm X 1,050 mm.
	<p>3.8.5.3. Doorways and Doors</p> <p>(1) A sliding door shall have a clear space on the latch side extending the height of the doorway and not less than</p> <ul style="list-style-type: none">(a) 50 mm beyond the edge of the door opening if the approach is perpendicular, or(b) 540 mm beyond the edge of the door opening if the approach is lateral. <p>(2) Notwithstanding the provisions of Sentence 3.8.3.3.(13), the floor surface, on each side of a door, shall be level within</p> <ul style="list-style-type: none">(a) a round area and have a diameter not less than 1,500 mm, or(b) a rectangular area<ul style="list-style-type: none">(i) as wide as the door plus the clearance required on the latch side by Sentence 3.8.3.3.(10) or Sentence (1), and(ii) whose dimension perpendicular to the closed door is not less than 1,050 mm where the door swings away from the approach side or for a sliding door where the approach is lateral, or is not less than 1,200 mm in other cases.

	<p>3.8.5.4. Controls</p> <p>(1) Controls of the operation of <i>building</i> services or safety devices, including electrical switches, thermostats, door hardware, electrical outlets and intercom switches, that are intended to be operated by the occupant and that are located in or adjacent to a <i>barrier-free</i> path of travel shall</p> <p>(a) be installed 400 to 1,200 mm above the floor, and</p> <p>(b) be located at a distance not less than 300 mm from the inside corner of a wall.</p>
	<p>3.8.5.5. Bathroom</p> <p>(1) The bathroom shall be provided with a water closet</p> <p>(a) whose centre of the floor flange is placed not less than 1,400 mm from the centre of the lavatory trap, or</p> <p>(b) that is located not less than 1,100 mm from an adjacent wall or from equipment, measured from the centre of the floor flange.</p> <p>(See Appendix A.)</p> <p>(2) The bathroom shall be provided with a lavatory</p> <p>(a) whose trap is placed so that there is not less than 460 mm between its axis and a side wall;</p> <p>(b) whose trap bottom is located not less than 230 mm and not more than 300 mm from the floor, and</p> <p>(c) whose trap entrance is located not more than 330 mm from the wall behind the lavatory.</p> <p>(See Appendix A.)</p> <p>(3) The bathroom shall have not less than one bathtub or one shower and, if the bathroom has only one shower, the shower shall have a floor surface of not less than 900 mm by 900 mm.</p> <p>(4) The bathroom shall have a clear space to access</p> <p>(a) the lavatory and the water closet, that is round and 1,500 mm in diameter,</p> <p>(b) the shower, where provided, that is rectangular, not less than 750 mm by 1,200 mm in front of the shower, and</p> <p>(c) the bathtub, where provided, that is rectangular, not less than 1,200 mm measured from the faucets by 750 mm measured perpendicularly to the bathtub.</p>

	<p>(5) A continuous wood nailing element shall be installed</p> <p>(a) in the walls around the bathtub or the shower, over a height of not less than 1,800 mm, measured from the floor, and</p> <p>(b) in the wall behind the water closet, over an area not less than 1,000 mm wide centred in the middle of the floor flange and over a height of not less than 1,100 mm, measured from the floor.</p>
	<p>3.8.5.6. Bedroom</p> <p>(1) The adaptable bedroom shall have an area not less than 11 m² having a length and a width not less than 3 m.</p> <p>(2) Except where the bedroom is located in the <i>basement</i>, the window sill, if applicable, shall be installed at a maximum height of 1,000 mm from the floor.</p>
	<p>3.8.5.7. Kitchen</p> <p>(1) A round clear space not less than 1,500 mm in diameter shall be provided in the kitchen for access to the sink and range, regardless of the counters (see Appendix A).</p> <p>(2) The bottom of the sink trap shall be located 230 mm from the floor (see Appendix A).</p> <p>(3) The entrance of the sink trap shall be located not more than 330 mm from the wall behind the sink or not less than 280 mm from the front of the sink (see Appendix A).</p>
	<p>3.8.5.8. Living Room and Dining Room</p> <p>(1) Except where the spaces are located in the <i>basement</i>, the window sill of the living room and the dining room, where provided, shall be installed at a maximum height of 1,000 mm from the floor.</p>
	<p>3.8.5.9. Balcony</p> <p>(1) Notwithstanding the requirements of Sentence 3.8.3.3.(13), a balcony, where provided, shall have a round clear area not less than 1,500 mm in diameter."</p>

(7) by inserting the following after the line of Article 10.3.8.4.:

	<p>10.3.8.5. Dwelling Unit of Residential Occupancy</p> <p>Article 3.8.2.5. and Subsections 3.8.4. and 3.8.5. concerning <i>dwelling units of residential occupancy</i> shall not apply to a minor or major <i>alteration</i> or to a change of <i>occupancy</i>.</p>
--	--

(8) by inserting the following after the line of Article A-3.8.2.1.:

Add the following note:

"A-3.8.2.1.(2)(j) Barrier-Free Path of Travel. Where all the spaces referred to in Subsection 3.8.4. or 3.8.5. are located at the entry level of the dwelling unit, the barrier-free path of travel need not extend to other levels of the dwelling unit.

It is possible to provide the spaces referred to in Subsection 3.8.4. or 3.8.5. at a level other than the entry level of the dwelling unit. The barrier-free path of travel must then extend to that other level. The installation of a ramp or a lift for persons with physical disabilities is then required.

There are several types of lifts for persons with physical disabilities and the lifting device chosen must conform to all the requirements of the Code, including the requirements of CSA B355, "Lifts for Persons with Physical Disabilities".

Where the lifting device chosen is a stair chair lift or a stair platform lift, the lifting device shall be installed when the building is constructed.

The stair must have a clear width of 860 mm in addition to the width required for the device deployed.

The width necessary for the installation and use of the device varies on the basis of the device chosen:

- for a stair chair lift, not less than 650 mm in addition to the 860 mm, that is, a stair width of not less than 1,510 mm, is to be provided;
- for a stair platform lift, not less than 1,000 mm in addition to the 860 mm, that is, a stair width of not less than 1,860 mm, is to be provided.

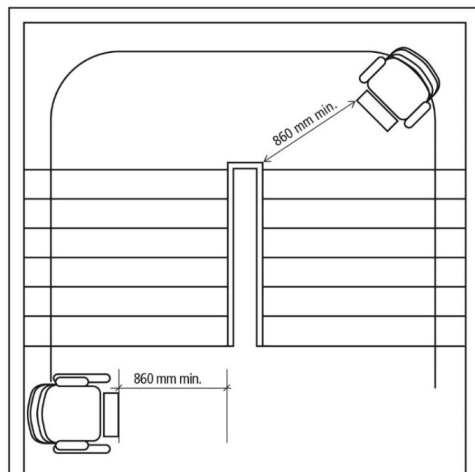


Figure A-3.8.2.1.(2)(j)
Stair in a dwelling unit of a residential occupancy
Clear width".

(9) by inserting the following after the line of Article A-3.8.2.3.:

<p>Add the following note:</p> <p>"A-3.8.2.5.(1) Dwelling Unit of Residential Occupancy. A minimally accessible dwelling unit is a dwelling unit whose design integrates amenities in certain parts of the dwelling unit that make it possible to meet the needs of a person with one or more disabilities (visitability).</p> <p>An adaptable dwelling unit is a dwelling unit whose design is such that it may be easily adapted to the specific needs of a person with one or more disabilities."</p>

(10) by inserting the following after the line of Article A-3.8.3.3.(5):

<p>Add the following notes:</p> <p>"A-3.8.4.2.(1)(a) Minimally Accessible Dwelling Unit. In a minimally accessible dwelling unit, if the washroom is inside another space (washroom inside a bedroom) and no other washroom is accessible in the dwelling unit, the barrier-free path of travel required must extend inside the bedroom or another space to reach the washroom even if no accessibility requirement is applicable to that room.</p> <p>A-3.8.4.3. Doorways and Doors. Clear floor surfaces on each side of the door are necessary to allow persons in wheelchairs to approach the door on the latch side, open the door and enter the room while minimizing the number of manoeuvres. The width of the clear floor surfaces on each side of the door is different depending on which side the door opens. Where the door swings toward the approach side, a dimension perpendicular to the closed door not less than 1,200 mm is required. The requirements of Article 3.8.3.3. apply to the door at the entrance to the dwelling unit. However, the requirements of Sentence 3.8.4.3.(2) do not apply.</p>

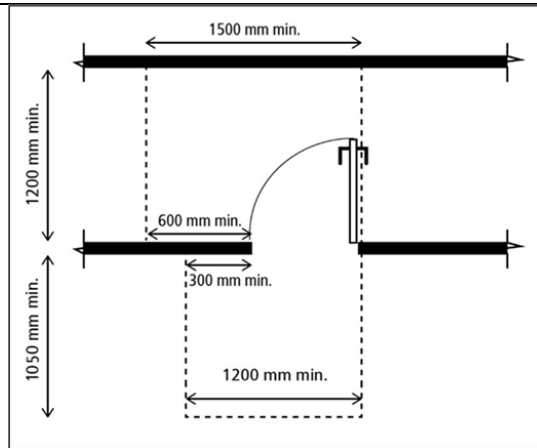


Figure A-3.8.4.3.-A
Clear floor surfaces
Door rotating on a vertical axis

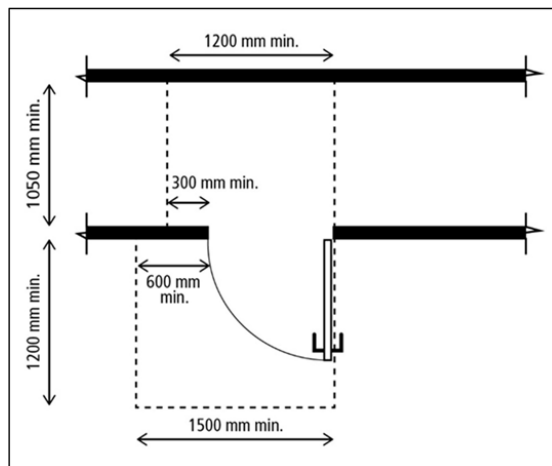


Figure A-3.8.4.3.-B
Clear floor surfaces
Door rotating on a vertical axis

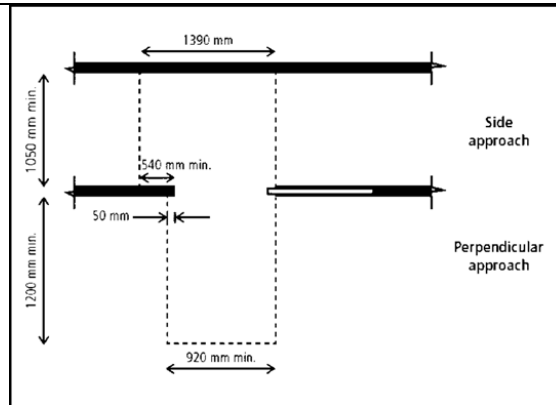


Figure A-3.8.4.3.-C

Clear floor surfaces

Sliding door

A-3.8.4.5.(4) Washroom. The installation of a continuous wood nailing element of 1,000 mm in width centred on the water closet is permissible where there is no wall adjacent to the water closet at a distance not more than 480 mm from the centre of the wall, allowing the installation of lateral continuous wood nailing element over a length not less than 1,250 mm. A continuous wood nailing element not less than 1,000 mm wide allows the installation of retractable grab bars on both sides of the water closet.

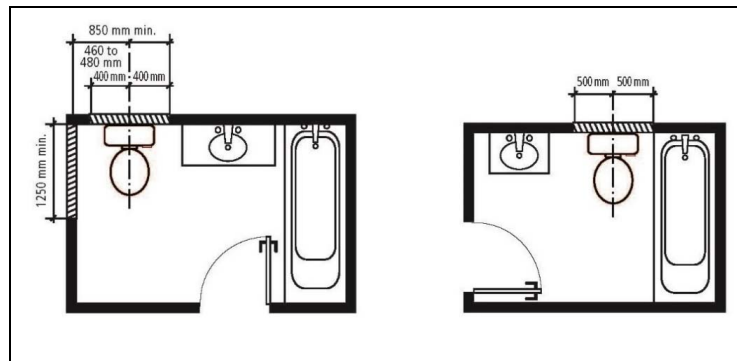


Figure A-3.8.4.5.(4)

Continuous wood nailing element for the installation of grab bars adjacent to the water closet

A-3.8.5.2.(1)(a) Adaptable Dwelling Unit. In an adaptable dwelling unit, the requirements concerning the extension of the barrier-free path of travel to the washroom as stated in Sentence A-3.8.4.2.(1)(a) apply to the bathroom.

A-3.8.5.5.(1) Bathrooms. The lateral transfer of a person in a wheelchair to the seat of the water closet requires a clear width not less than 900 mm adjacent to the water closet and a length not less than 1,500 mm from the rear wall of the water closet. The requirement related to that surface for an adaptable bathroom allows the encroachment of a vanity or furniture for dismantling work, to meet the potential need of a person with one or more disabilities occupying the dwelling unit. However, encroachment of that space by bathroom equipment such as the shower or the bathtub is not permissible.

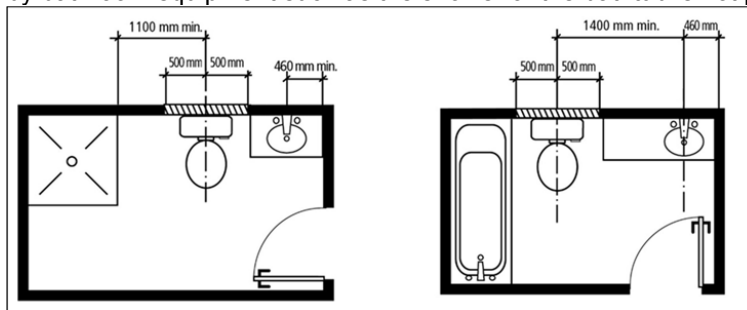


Figure A-3.8.5.5.(1)

Lateral transfer surface adjacent to the water closet

A-3.8.5.5.(2) Bathroom. To allow persons in wheelchairs front access to the lavatory, the clear height under the trap must be not less than 230 mm. In addition, to allow those persons to use the lavatory, the lavatory will have to be lowered to a height not more than 865 mm. For that purpose, the distance measured from the floor to the bottom of the trap must be not more than 300 mm.

In an adaptable dwelling unit, the edge of the lavatory need not be installed at a height not more than 865 mm in relation to the floor or to allow front access to the lavatory of the bathroom. However, an appropriate installation of the plumbing is required to allow future adaptation.

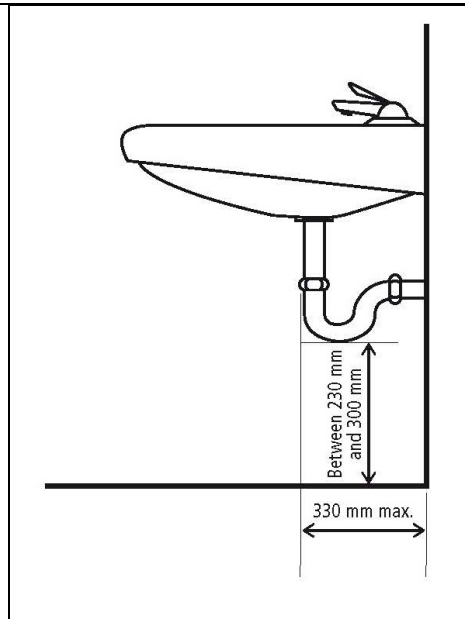


Figure A-3.8.5.5.(2)

Indications for the lavatory plumbing

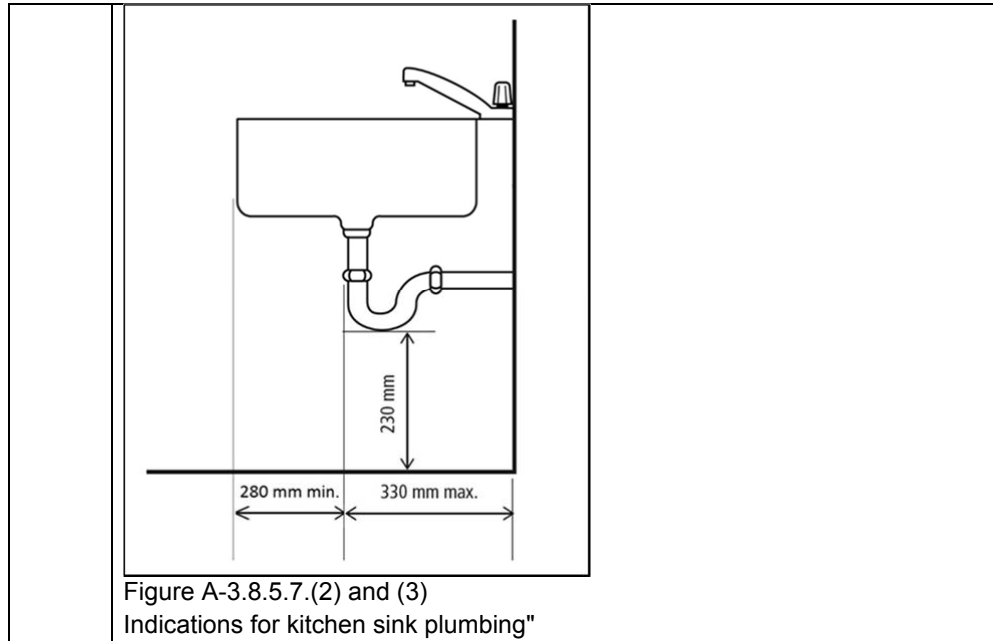
A-3.8.5.7.(1) Manoeuvring Area in the Kitchen. A manoeuvring area not less than 1,500 mm in diameter is required in the kitchen in front of the sink and the range, which does not require plumbing or electrical work for the purpose of moving the sink or the range to allow access to persons in wheelchairs. The travel of the appliance doors may encroach on the manoeuvring area.

A cooktop and a built-in oven may replace the range provided the 1,500-mm manoeuvring area allows access to both.

A-3.8.5.7.(2) and (3) Kitchen Sink Plumbing. To allow front access to the sink by a person in a wheelchair and a sink height not more than 865 mm, the height measured from the floor to the bottom of the sink trap must be 230 mm.

In the case of a sink installed in a kitchen island, the longitudinal dimension to give persons in wheelchairs front access to the kitchen sink may be measured from the front edge of the counter of the island containing the sink and must be not less than 280 mm.

In an adaptable dwelling unit, counters need not be installed at 865 mm and kitchen furniture is allowed under the sink. However, an appropriate installation of the plumbing is required to allow future adaptation.



2. Despite section 1, the provisions of Chapter I of the Construction Code as amended by Order in Council 347-2015 dated 15 April 2015 may be applied to the construction of a building or its alteration, as defined in that Chapter, provided that the work started before 1 September 2020.
3. This Regulation comes into force on 1 September 2018.

103606

Gouvernement du Québec

O.C. 991-2018, 3 July 2018Building Act
(chapter B-1.1)**Construction Code
Regulation
—Amendment**

Regulation to amend the Construction Code and the Regulation respecting the application of the Building Act

WHEREAS, under section 173 of the Building Act (chapter B-1.1), the Régie du bâtiment du Québec adopts by regulation a building code containing building standards in particular for buildings, facilities intended for use by the public or installations independent of a building or their vicinity;

WHEREAS, under section 176 of the Act, the code may require manufacturers to provide instructions regarding the assembly, erection, maintenance and inspection of materials, facilities and installations;

WHEREAS, under section 176.1 of the Act, the code may, with respect to the matters to which it applies, contain provisions concerning the subjects listed in section 185 of the Act;

WHEREAS, under section 178 of the Act, the code may require observance of a technical standard drawn up by another government or by an agency empowered to draw up such standards, and may also provide that any reference it makes to other standards include subsequent amendments;