

Regulations and other Acts

M.O., 2011

Order number 2011-11 of the Minister of Transport dated 30 June 2011

An Act respecting off-highway vehicles
(R.S.Q., c. V-1.2)

Regulation respecting off-highway vehicle trail signs

THE MINISTER OF TRANSPORT,

CONSIDERING section 5 of chapter 33 of the Statutes of 2010, whose coming into force is set for 30 June 2011, which provides the enactment of section 14.1 of the Act respecting off-highway vehicles (R.S.Q., c. V-1.2);

CONSIDERING the first paragraph of section 14.1 which provides that the meaning of an off-highway vehicle trail sign, whatever the medium, has the meaning ascribed to it by the Minister in an order published to that effect in the *Gazette officielle du Québec*;

CONSIDERING that, in accordance with sections 10, 12 and 13 of the Regulations Act (R.S.Q., c. R-18.1), a draft of the Regulation respecting off-highway vehicle trail signs was published in Part 2 of the *Gazette officielle du Québec* of 9 June 2011 with a notice that it could be made by the Minister of Transport on the expiry of 20 days following that publication and that any person wishing to comment on the draft Regulation was requested to submit comments within the 20-day period;

WHEREAS it is expedient to make the Regulation with amendments on the recommendation of the Minister of Transport;

WHEREAS, in accordance with section 18 of the Regulations Act, it is expedient to set the coming into force of the Regulation within a shorter period than the period provided for in section 17 of that Act since the urgency of the situation imposes that the Regulation come into force on the same date as section 5 of chapter 33 of the Statutes of 2010.

ORDERS AS FOLLOWS:

The Regulation respecting off-highway vehicle trail signs, attached to this Order, is hereby made.

SAM HAMAD,
Minister of Transport

Regulation respecting off-highway vehicle trail signs

An Act respecting off-highway vehicles
(R.S.Q., c. V-1.2, s. 47)

DIVISION I GENERAL

1. This Regulation gives the meaning of off-highway vehicle trail signs and other places covered by the Act respecting off-highway vehicles (R.S.Q., c. V-1.2), no matter on which medium the sign is posted.

2. Arrows appearing on a sign indicate a direction, the place where a sign applies or will apply, a lane to be used or an overhead clearance.

3. Unless otherwise indicated in the Regulation, the main silhouettes appearing on signs and their meanings are the following:

(1) An automobile silhouette represents passenger vehicles, other than motorcycles and mopeds, within the meaning of the Highway Safety Code (R.S.Q., c. C-24.2).



(2) A bicycle silhouette represents all bicycles, including power-assisted bicycles.



(3) A horse with rider silhouette represents persons riding a horse.



(4) A moped silhouette represents mopeds within the meaning of the Highway Safety Code (R.S.Q., c. C-24.2).



(5) A cross-country skier silhouette represents persons cross-country skiing.



(6) A dogsledder silhouette represents persons riding a dog sled.



(7) A motorcycle silhouette represents motorcycles within the meaning of the Highway Safety Code (R.S.Q., c. C-24.2).



(8) A trail bike silhouette represents motorized all-terrain vehicles equipped with handlebars and two wheels, covered by the Act.



(9) A snowmobile silhouette represents snowmobiles covered by the Act.



(10) A pedestrian silhouette represents all persons walking by foot or with a locomotor assist, including wheelchairs and 4-wheel scooters.



(11) A snowshoer silhouette represents persons walking with snowshoes.



(12) An all-terrain vehicle silhouette represents motorized all-terrain vehicles equipped with handlebars and at least three wheels, covered by the Act.



(13) A logging truck silhouette represents forest trucks.



DIVISION II

TAB SIGNS OF GENERAL APPLICATION

4. The tab signs described in this Division may accompany regulatory, warning, information and roadwork signs.

Tab signs have a background of the same colour as that of the signs they accompany.

5. Direction tab signs indicate one or two routes to take. The tab signs are the following:



6. Direction and distance tab signs indicate a route to take and a distance, in metres or kilometres, to be travelled to reach the beginning of the application of a sign or a place. The tab signs are the following:



7. Distance tab signs indicate the distance, in metres or kilometres, to travel to reach the beginning of the application of a sign or a place. The tab signs are the following:



8. Length tab signs indicate the distance, in metres or kilometres, over which a sign applies or the end of the application of a sign. The tab signs are the following:



9. Tab signs of vehicles concerned indicate to snowmobilers and drivers of motorized all-terrain vehicles, equipped with handlebars and at least three wheels, signs concerning them exclusively. The tab signs are the following:



DIVISION III

REGULATORY SIGNS

10. Regulatory signs contain messages the non-observance of which is punishable by law.

11. The requirement applies sporadically to the place where a regulatory sign is installed, in particular for a mandatory stop, or applies continuously over the length between two opposite signs, in particular to determine the speed limit.

Regulatory signs may also be used to remind of an obligation imposed by law.

12. Unless otherwise provided, the requirement is indicated by the white colour of the sign on which a mandatory or interdictory symbol appears. When a tab sign accompanies a sign with a mandatory message, the message on the tab sign is also mandatory.

13. The mandatory symbol, made up of a green circle inside of which a message appears, means that the message is mandatory.



The interdictory symbol, made up of a red circle inside of which a message appears and crossed by a red oblique line, means that the message announces a prohibition.



The mandatory and interdictory messages may be supplemented by any inscription to specify the terms of application.

14. The P-10 Stop or Arrêt sign announcing a stop indicates the obligation to stop. Its form and colours are international.



P-10

15. The P-20 Yield sign indicates the obligation to yield the right-of-way to the traffic having priority. Its form and colours are international.



P-20

16. The P-40 sign announcing a prohibited direction indicates the prohibition to take a trail.



P-40

This sign may be accompanied by the P-40-P tab sign that prohibits access to the trail or by the P-110-P-2 tab sign which indicates that authorized vehicles are permitted.



P-40-P



P-110-P-2

Authorized vehicles within the meaning of the P-110-P-2 tab sign are those that provide emergency services, either for highway and public safety, or for the maintenance, repair or building of the trail system.

17. The P-70-2 sign announcing a speed limit indicates the maximum speed limit, in kilometres per hour, authorized on the trail section concerned.



P-70-2

This sign is accompanied in certain circumstances by the P-70-P-1 tab sign where the trail section is less than 100 m from a dwelling.



P-70-P-1

18. The P-80-1 sign announcing a one-way indicates the obligation to take a trail in the direction indicated. The sign has a black background.



P-80-1

19. The P-80-3 sign announcing two-way traffic indicates the obligation to travel on the far right of the trail.



P-80-3

20. The P-90 signs announcing an obstruction indicate the obligation to drive around it in the direction indicated by the arrow.



P-90-G



P-90-D

21. The P-110-1 to P-110-4 signs announcing manoeuvres that must be made at certain intersections indicate the obligation to turn or to keep driving in the direction or directions indicated by the arrow.



P-110-1



P-110-2-G



P-110-2-D



P-110-3-G



P-110-3-D



P-110-4

These signs may be accompanied by the P-110-P-1 and P-110-P-2 tab signs that specify the terms of application of the obligation.



P-110-P-1

22. The P-110-5 to P-110-8 signs announcing prohibited manoeuvres indicate the prohibition to make a U-turn, to turn or to keep driving in the direction indicated by the arrow.



P-110-5



P-110-6



P-110-7



P-110-8

These signs may be accompanied by the P-110-P-1 and P-110-P-2 tab signs that specify the terms of application of the prohibition.

23. The P-120-7, P-120-8, P-120-29 to P-120-32 and P-120-35 signs announcing a compulsory route for a class of off-highway vehicles indicate the obligation for the driver of a vehicle of the class pictured on those signs to take the route shown.



P-120-7



P-120-8



P-120-35



P-120-29



P-120-30



P-120-31



P-120-32

The other P-120 signs that include two silhouettes divided by a black line and announcing separate compulsory routes for two classes of off-highway vehicles or for a class of off-highway vehicles and pedestrians or another class of users of non-motorized means of transportation indicate the obligation for the driver of a vehicle or the person pictured on those signs to take the prescribed route.



P-120-18



P-120-22



P-120-23



P-120-17



P-120-24



P-120-28



P-120-19



P-120-25



P-120-21



P-120-27



P-120-20



P-120-26

The P-120 signs may be accompanied by the P-110-P-1 tab signs that specify the terms of application of the obligation.

By replacing the P-120-29 and P-120-30 signs, the P-120-7 and P-120-8 signs are accompanied by the P-120-P-2 tab sign.



P-120-P-2

By replacing the P-120-31 and P-120-32 signs, the P-120-7 and P-120-8 signs are accompanied by the P-120-P-3 tab sign.



P-120-P-3

24. The P-130 signs announcing a prohibition to take a trail for certain classes of persons or vehicles indicate the prohibition to the persons and drivers of vehicles pictured on the signs to take the trail.



P-130-4 P-130-5 P-130-6 P-130-7 P-130-8 P-130-9



P-130-10 P-130-11 P-130-12 P-130-13 P-130-14 P-130-38



P-130-39 P-130-40 P-130-41 P-130-42 P-130-43 P-130-44



P-130-45 P-130-46 P-130-59 P-130-62

These signs may be accompanied by the P-110-P-1 and P-110-P-2 tab signs that specify the terms of application of the obligation.

25. The P-130-58 sign indicating the prohibition to travel with a passenger on an added seat indicates to the driver of an all-terrain vehicle modified in accordance with section 21.1 of the Act that it is prohibited to transport a passenger on the trail section to which the sign applies.



P-130-58

26. The P-140 signs announcing the presence of a zone where passing is prohibited between off-highway vehicles indicates the prohibition to pass in that zone.



P-140-3 P-140-4

27. The P-150 signs announcing parking regulations indicate the zones where parking is authorized or prohibited.



P-150-2 P-150-7

28. The P-160 signs announcing stopping regulations indicate where stopping is prohibited.



P-160-1

29. The P-310 sign reminds that it is prohibited to dispose of, deposit or abandon any objects or substances on a trail or near it.



P-310

DIVISION IV WARNING SIGNS

30. Warning signs contain messages announcing the presence of an actual or potential hazard on a trail. For instance, they may warn of

- (1) a hazard related to the shape or condition of a trail;
- (2) a manoeuvre to be made;
- (3) a dangerous intersection, road or railway crossing;
- (4) the presence of a crossing for persons or vehicles;
- (5) the presence of zones where wild animals may cross a trail;
- (6) the presence of a designated roadway or trail.

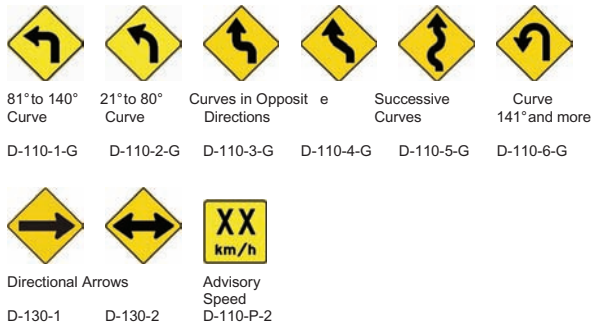
31. Warning signs are also used to announce regulatory signs and, in certain cases, to indicate the physical place of a trail.

32. Unless otherwise provided, warning signs have a yellow background and the shape of a square standing on one corner.


33. The main warning signs and tab signs related to the shape or condition of a trail are the following:



34. The main signs and tab signs announcing manoeuvres to be made are the following:



35. The main signs and tab signs announcing a dangerous intersection, road or railway crossing are the following:



36. The main signs announcing the presence of a crosswalk for persons or vehicles are the following:



37. The main signs announcing the presence of zones where wild animals may cross a trail are the following:




38. The main signs announcing the presence of designated roadways or trails are the following:



39. The main signs announcing regulatory signs are the following:



40. The main signs used to mark a trail are the following:



DIVISION V
INFORMATION SIGNS

41. Information signs contain informative messages indicating in particular the direction to be taken and the distances to be travelled to reach various destinations, points of interest, services or tourist attractions.

42. Information signs have a green, brown or blue background.

43. The main messages on information signs are the following:

(1) Directional signs indicating the direction to take and the distance to be travelled, in kilometres, to reach a destination, mainly a local municipality or another State, have a green background:



(2) Destination distance signs indicating the distance to be travelled, in kilometres, to reach a destination have a green background:



(3) Identification signs of off-highway vehicle trails indicating the numbered trails of a regional or Trans-Québec network:



Those signs have a green background for regional snowmobile trails and a white background for regional all-terrain vehicle trails.



Those signs have a blue background for Trans-Québec snowmobile trails and a white background for Trans-Québec all-terrain vehicle trails.

Those signs may be supplemented by one of the cardinal points to indicate the orientation of the trail. A cardinal point tab sign has a green background for regional trails and a blue background for Trans-Québec trails.



Junction tab signs may also accompany a trail identification sign to indicate the approach of a connecting trail to reach a trail of the regional or Trans-Québec network. Those tab signs have a green background for regional trails and a blue background for Trans-Québec trails.



(4) Territorial boundary signs indicating entry in the territory of a local municipality or the territory operated by off-highway vehicle clubs have a green background:



(5) Health facilities signs indicating the presence of a hospital or a local community service centre (CLSC) near a trail have a green background:



(6) Parking signs indicating the presence of a parking area or associated parking area have a green background:



(7) End signs indicating the presence of dead end trails have a green background:



(8) Trail open signs indicating that travelling on the trail is permitted at any time have a green background:



44. Information signs appearing on a brown background indicate water features, topographic features and public tourist facilities.

The main silhouettes indicating public tourist facilities are the following:



Lookout



Shelter



Heated Shelter

45. Information signs appearing on a blue background indicate tourist welcoming places, service establishments and private tourist facilities.

The silhouette with a question mark indicates the presence of a tourist welcoming and information place.



Information signs concerning commercial services and private tourist facilities have a pictograph of the service or facility, its name and the direction to take to reach it. They may also include the distance, in kilometres, to be travelled to reach it.

The main service establishments indicated are food services, mechanical repair and gas stations.



DIVISION VI ROADWORK SIGNS

46. Roadwork signs contain regulatory, warning or information messages.

They indicate in particular works on a trail or near it, manoeuvres to be made, and the places where traffic is allowed, detoured or prohibited.

47. Roadwork signs have an orange background. Warning roadwork signs have the shape of a square standing on one corner whereas the others are square.

48. In addition to the regulatory, warning or information signs reproduced on an orange background, the main roadwork signs are the following:

(1) The warning sign indicating the presence of workers:



(2) The trail closed sign indicates that the trail is closed:



(3) Detour signs indicate the direction to take to bypass the roadwork zone:



DIVISION VII OBLIGATIONS OF OFF-HIGHWAY VEHICLE CLUBS

49. At an intersection crossing a public highway, a private road open to public vehicular traffic or a railway, the off-highway vehicle club responsible for a trail must install mandatory stop signs.

At a crossing of trails for which two off-highway vehicle clubs are responsible for one of the trails, the clubs must agree on the proper sign to be installed. Failing an agreement, mandatory stop signs must be installed at each approach of the crossing.

The same applies to a trail crossing involving an off-highway vehicle trail and another type of trail for non-motorized activities.

50. The off-highway vehicle club responsible for a trail must install on the trails the signs provided for in this Regulation, in particular

- (1) a P-10 sign indicating a mandatory stop;
- (2) a P-130-7 or P-130-14 sign accompanied by a P-110-P-1 tab sign, indicating the hours when travel is prohibited which differ from the hours provided for in section 12.2 of the Act;
- (3) a P-130-58 sign indicating the beginning or end of the prohibition to transport a passenger on a seat added to an all-terrain vehicle modified in accordance with section 21.1 of the Act on any portion of a trail having a steep ascending slope of 17% or more;
- (4) a P-245-P-2 tab sign indicating the distance to travel before the requirement begins;
- (5) a D-10-1 sign indicating a stop sign ahead;
- (6) D-110-1-D and D-110-1-G signs indicating a 81° to 140° curve;

(7) D-110-6-D and D-110-6-G signs indicating a curve of more than 140°;

(8) a D-230-11 sign indicating a steep ascending slope in a trail laid out for all-terrain vehicle traffic.

A trail whose lateral limits are not marked by a fence or otherwise and a trail which crosses a non-wooded area over a distance of more than 150 m is staked by the off-highway vehicle club responsible for trails with D-300-1 and D-300-2 delineators.

51. Signs are installed in accordance with the standards recorded in the publication of the Minister of Transport providing standards for the manufacture and installation of signs intended to be installed on a trail.

52. No illustration, publicity or tourist advertisement may be placed on a sign or sign post, or be installed in such a way as to obstruct a sign.

53. An off-highway vehicle club that contravenes the requirement to install a sign referred to in subparagraphs 1 to 8 of the first paragraph of section 50 is liable to the penalty provided for in section 53 of the Act.

DIVISION VIII TRANSITIONAL AND FINAL

54. All the replaced or struck out trail signs in this Regulation retain the same meaning of the message that was assigned to them until they are replaced by new signs or removed by the off-highway vehicle club responsible for a trail. All trail users remain bound to obey them.

55. This Regulation comes into force on 30 June 2011, except subparagraph 2 of the first paragraph of section 50 which comes into force on 1 December 2011.